



B.A.M. KHALSA COLLEGE

GARHSHANKAR-144527

Student Satisfaction Survey (SSS) on Overall Institutional Performance Year 2019-20

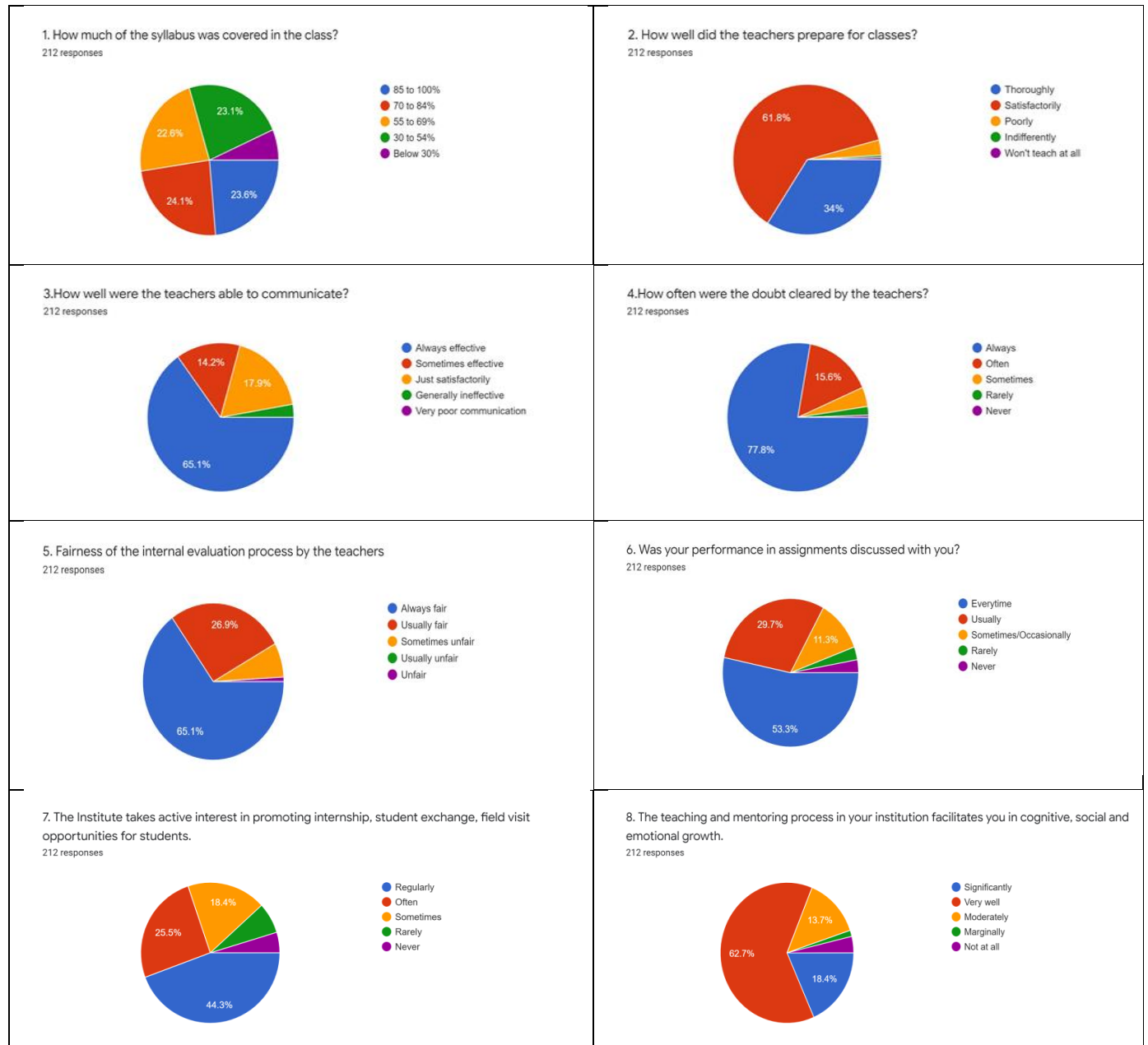
The students are the main stakeholders in the college. The teaching-learning process should be student-centric. The students should be provided a favorable environment keeping in mind the diversity of the students. The institution strives to provide an excellent environment to the students so that program and course outcomes are duly achieved. To measure the institutional performance, a survey of student satisfaction was conducted. Two hundred fifty students were invited to participate in the survey via Google online platform which was circulated through Whatsapp groups. The platform successfully registered 212 students which were 28.22% of the total number of students. The survey includes randomly selected students from all departments. 81.6% of the students belong to bachelors and 18.4% belong to PG. Similarly 23%, 30.2%, 20.3%, 11.8% and 14.2% belong to Arts, Science, Commerce, Computer Science and Education respectively. This survey includes the questionnaire recommended by NAAC. The main focus of the questionnaire is on teaching-learning process but the survey has included the institutional infrastructure and welfare aspects too.

Survey Process

The survey is conducted and reported by Internal Quality Assurance Cell (IQAC) with the support of heads and coordinator of various committees. The questionnaire was prepared in Google form and circulated to all the departments and then to the students through the head of the departments.

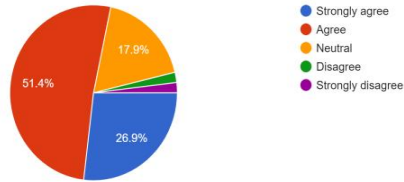
The feedback was taken on different attributes like basic facilities, basic services, maintenance and cleaning, curricular and extra-curricular activities, library services, sports activities, administrative services. The responses obtained on these dimensions were compiled into a spreadsheet, analyzed and logical conclusions are drawn there from. As all the values are represented in terms of percentage, a value above 50% indicates an above-average satisfaction.

The result of the survey will help the institution to understand both the long-term and the short-term needs of the students and initiate remedial action to improve the facilities wherever it is required. The outcome of the survey will provide a base for planning for the future.



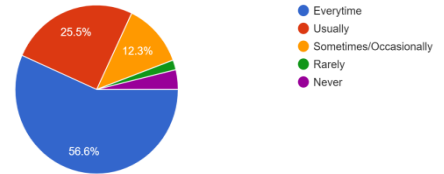
9. The institution provides multiple opportunities to learn and grow. *

212 responses



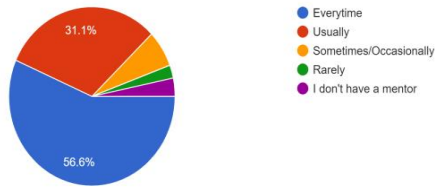
10. Teachers inform you about your expected competencies, course outcomes and programme outcomes

212 responses



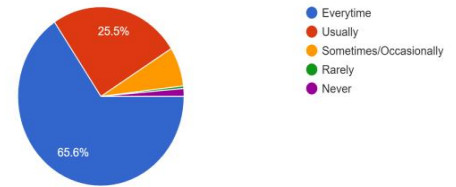
11. Your mentor does a necessary follow-up with the task assigned to you.

212 responses



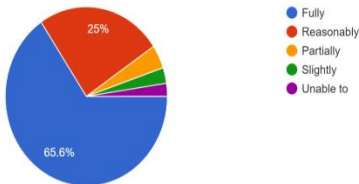
12. The teachers illustrate the concepts through examples and applications.

212 responses



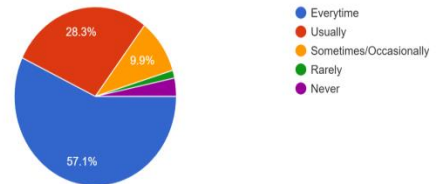
13. The teachers identify your strengths and encourage you to do it with full potential.

212 responses



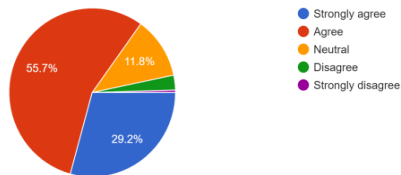
14. Teachers are able to identify your weaknesses and help you to overcome them.

212 responses



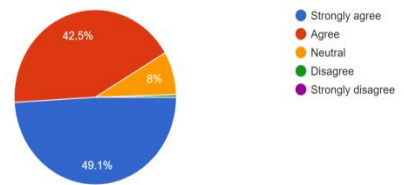
15. The institution makes effort to engage students in the monitoring, review and continuous quality improvement of the teaching learning process.

212 responses



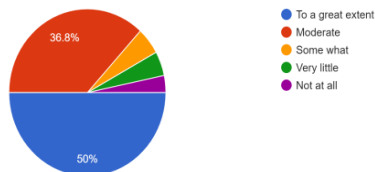
16. Teachers encourage you to participate in extracurricular activities. *

212 responses



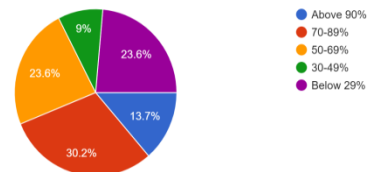
17. Efforts are made by the institute/ teachers to inculcate soft skills, life skills and employability skills to make you ready for the world of work.

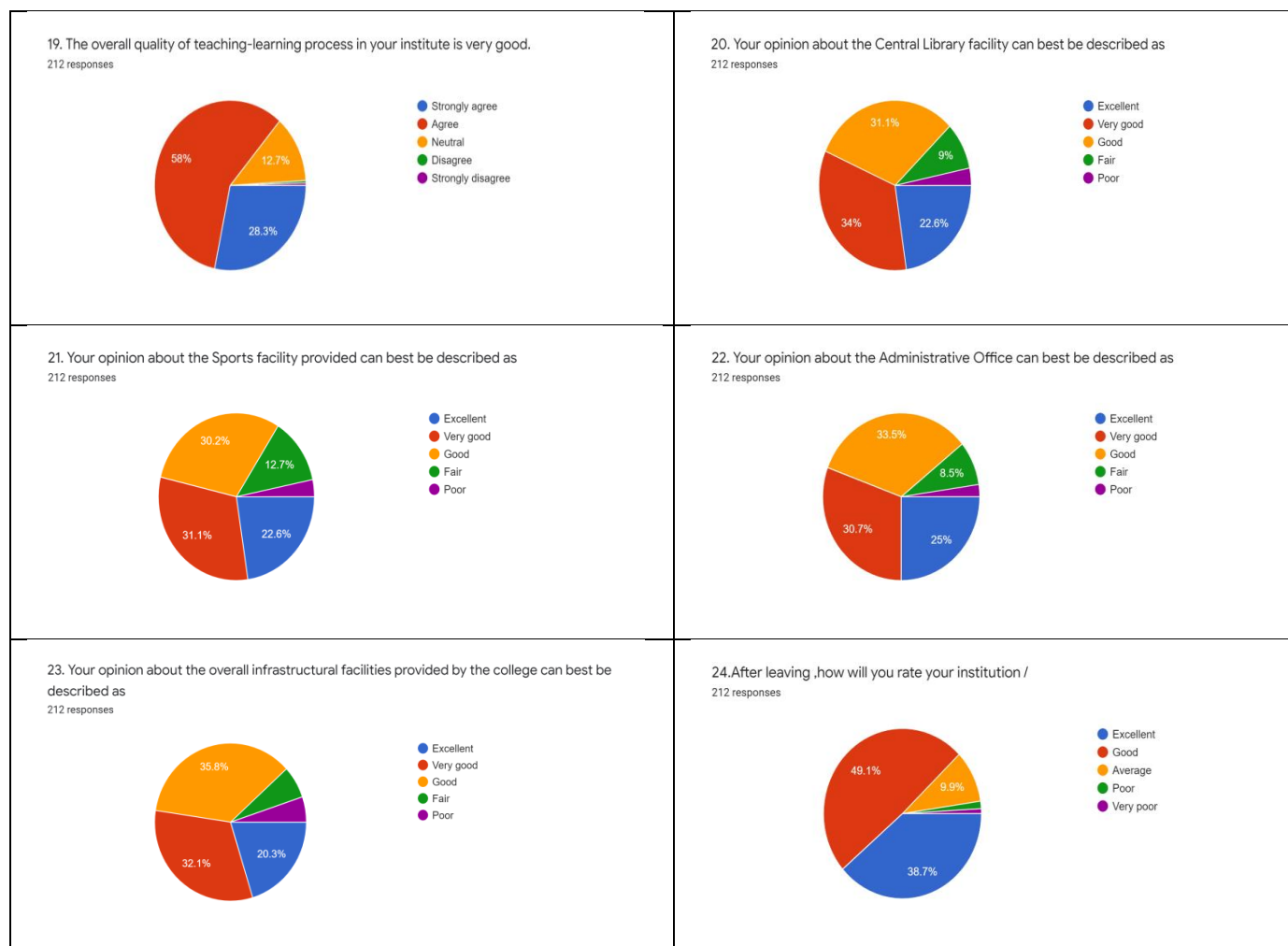
212 responses



18. What percentage of teachers use ICT tools such as LCD projector, Multimedia, etc. while teaching.

212 responses





Finding of Student Satisfaction Survey on the overall Institutional Performance 2019-20

The overall satisfaction level of students of B.A.M. Khalsa College, Garhshankar as seen by Student Satisfaction Survey (SSS) is as follows:

- 95.8 % of students are of the view that teachers prepare thoroughly before coming to class.
- 65.1 % of the students feel that the teacher is always effective in communication. Whereas 14.2% feel that they are sometimes effective. It can be interpreted that approximately 80% of the students are satisfied from the communication ability of the teachers.
- 93.% of the students are of the opinion that the teachers clear their doubts.

- 92% of the students are satisfied with the internal evaluation process.
- 78.3 % of the respondents feel that the institution provides multiple opportunities to learn and grow which ensure their employability after passing out.
- 91% of the students say that teachers illustrate the concept through examples and applications.
- 86.3 % of the students are satisfied with the overall quality of the teaching- learning process of the institution.